

Map data ©2019 2000 ft

## Heikkila Chemistry & Advanced Materials Science Building

1038 University Dr, Duluth, MN 55812

### Get on I-35 S from W College St and N 21st Ave E

- 5 min (1.7 mi)

↑ 1. Head southwest on University Dr toward W College St
- 0.1 mi

↶ 2. Turn left onto W College St
- 0.4 mi

↷ 3. Turn right onto Woodland Ave
- 0.3 mi


↶ 4. Turn left onto N 21st Ave E
- 0.6 mi

⤴ 5. Take the Interstate 35 S ramp
- 0.3 mi

### Follow I-35 S to Helm St. Take exit 254 from I-35 S


- 5 min (4.0 mi)


⤴ 6. Merge onto I-35 S
- 3.8 mi



 7. Take exit 254 toward 27th Ave W  
0.1 mi

### Drive to W Michigan St

2 min (0.4 mi)

 8. Merge onto Helm St  
207 ft

 9. Turn right onto S 27th Ave W  
0.1 mi

 10. Turn left at the 1st cross street onto W Michigan St  
 Destination will be on the left  
0.2 mi

## Clyde Iron Works

2920 W Michigan St, Duluth, MN 55806

These directions are for planning purposes only. You may find that construction projects, traffic, weather, or other events may cause conditions to differ from the map results, and you should plan your route accordingly. You must obey all signs or notices regarding your route.